

## PALLISTER'S TORIES REMAIN ON TOP BUT HONEYMOON FADES

### FOR IMMEDIATE RELEASE

**Winnipeg** – Almost one year after their convincing victory in the 2016 spring election, the Brian Pallister-led Progressive Conservatives remain highly popular even though their current level of support is 10 percentage points lower than their 2016 ballot box performance. These findings emerge from a Probe Research Inc. telephone survey of 1,000 adults taken for the *Winnipeg Free Press* between March 13 and March 28, 2017.

### *PCs Edging Down*

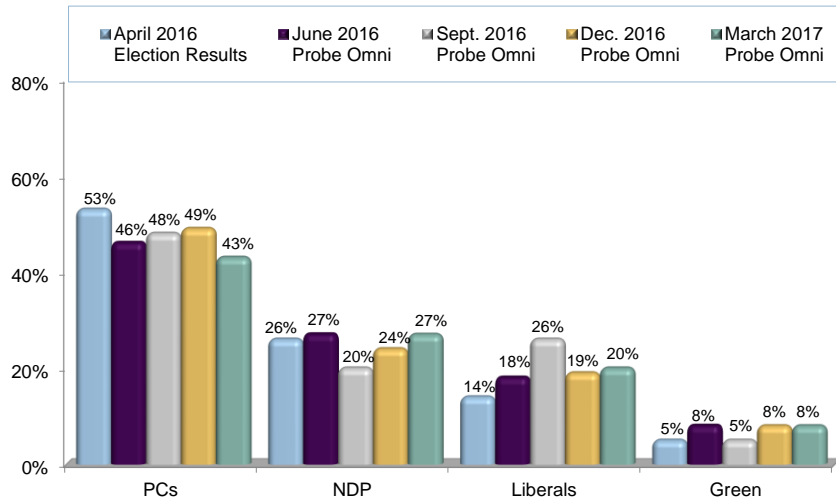
With the support of more than two in five voters (43%), Manitoba's Progressive Conservatives remain far out front of all political competitors. The PCs continue to outperform their political rivals in every sociodemographic sub-group.

But this current level of support has dipped six percentage points since Probe's last province-wide sounding in December 2016 and is down 10 percentage points over their April 2016 election victory.

Manitoba's still leaderless NDP continue to attract the support of one in four voters (27%) – up three percentage points since December and about on-par with the party's April 2016 election performance.

## Provincial Party Support

Q.1 "If a provincial election were held tomorrow, which party's candidate would you be most likely to support?"  
(n=1,000)



Base: Decided/Leaning Voters

The also-leaderless Liberal party currently enjoys the support of one in five voters (20%) — virtually unchanged since December but notably higher than the 14 percent they managed to garner the last time Manitobans went to the polls.

Green Party support remains stuck at its current level of eight percent but is still up from the five percent they achieved in last April's election.

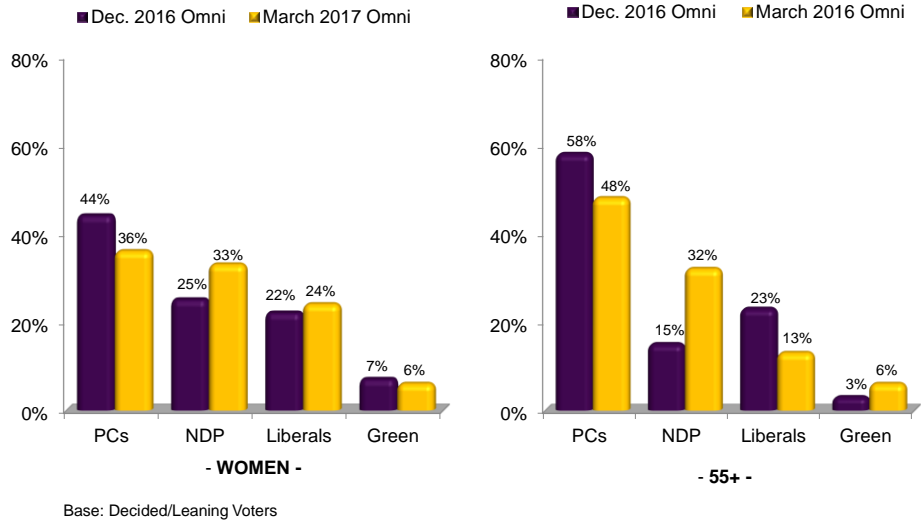
### *Glimmers of Hope for the NDP*

Though the PCs remain firmly on top, some historic sources of NDP support — women, less affluent citizens and older voters — may be trickling back into the NDP fold. For example, our last survey taken in December 2016 showed 25 percent of female voters supporting the NDP. Now, this number has grown to fully 33 percent. Similarly, Manitobans over 55 years of age, who tend to be reliable voters, have intensified their interest in the NDP to fully 32 percent, up from 15 percent only a few months ago.

# Provincial Party Support

-By Key Demographics-

Q.1 "If a provincial election were held tomorrow, which party's candidate would you be most likely to support? (n=1,000)

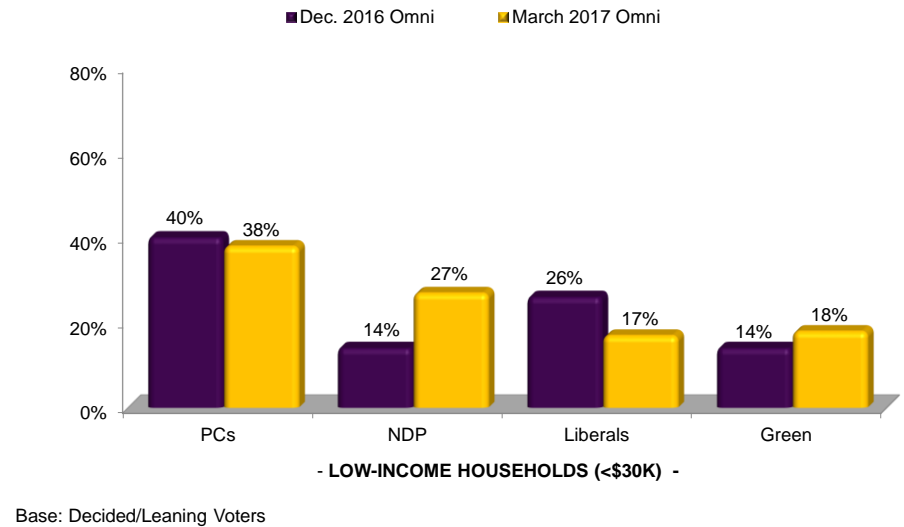


Finally, Manitobans earning household incomes of under \$30,000 have shown a doubling of support for the NDP during this short interval (up to 27% from 14% in December).

# Provincial Party Support in Manitoba

- By Key Demographics -

Q.1 "If a provincial election were held tomorrow, which party's candidate would you be most likely to support? (n=1,000)



## PROVINCIAL PARTY STANDINGS AMONG SELECTED SOCIO-DEMOGRAPHIC GROUPS

-- March 2017 --

*If a provincial election were held tomorrow, which party's candidate would you be most likely to support?*

	Total	Region		Gender		Age		
		Winnipeg	Rest of Manitoba	Men	Women	18-34	35-54	55+
(Base)	(1000) (%)	(600) (%)	(400) (%)	(484) (%)	(516) (%)	(323) (%)	(365) (%)	(288) (%)
PC	43	36	54	51	36	40	41	48
NDP	27	32	20	21	33	24	27	32
Liberal	20	23	14	15	24	22	23	13
Green	8	8	9	10	6	13	6	6
	Education			Income				
	HS or Less	Some Post-Sec.	Post-Sec. Grad	<\$30K	\$30K-\$59K	\$60K- \$99K	\$100K+	
(Base)	(233) (%)	(200) (%)	(561) (%)	(135) (%)	(215) (%)	(299) (%)	(225) (%)	
PC	50	39	42	38	45	41	48	
NDP	24	24	30	27	28	27	27	
Liberal	11	22	22	17	19	21	19	
Green	12	13	5	18	8	9	4	

*This province-wide survey was designed and conducted by Probe Research Inc. via telephone interviews conducted between March 13<sup>th</sup> and March 28<sup>th</sup>, 2017 among a random and representative sampling of 1,000 Manitoba adults. With a sample of 1,000, one can say with 95 per cent certainty that the results are within +/- 3.1 percentage points of what they would have been if the entire adult population of Manitoba had been interviewed. The margin-of-error is higher within each of the survey's population sub-groups. Modified random-digit dialing was used to ensure that all Manitoba adults would have an equal opportunity to participate in this Probe Research survey. Minor statistical weighting has been applied to this sample to ensure that the age and gender balance correspond with the province as a whole.*

For more information on this survey, please contact:

**Scott MacKay**  
**President**

Probe Research Inc.  
Suite 850-125 Garry Street,  
Winnipeg, Manitoba R3C 3P2  
Tel.: (204) 926-6567  
Cell: (204) 955-9777  
Fax: (204) 926-6566  
E-mail: [scott@probe-research.com](mailto:scott@probe-research.com)

- 30 -