

Winnipeg Free Press Probe Research Inc. News Release

PUBLIC PERCEPTIONS ON CRIME IN THE CITY

December 15, 2005

Release Date: TBA

This city-wide Omnibus survey was designed and conducted by Probe Research Inc. via telephone interviews conducted between November 29th and December 8th, 2005 among a random and representative sampling of 602 adults residing in Winnipeg.

With a sample of 602, one can say with 95 percent certainty that the results are within +/- 4.1 percentage points of what they would have been if the entire adult population of Winnipeg had been interviewed. The margin-of-error is higher within each of the survey's population sub-groups.

Modified random digit dialing was employed to ensure that all Winnipeg adults would have an equal opportunity to participate in this Probe Research survey. Minor statistical weighting has been applied to this sample to ensure that age and gender characteristics properly reflect known attributes of Winnipeg's population.

PUBLIC PERCEPTIONS ON CRIME IN THE CITY

Winnipeg, Manitoba – Despite crime and gang activity being headline news in Winnipeg recently, and many city residents reporting having been a victim of crime in the past twelve months, more than two in five city residents (44%) report feeling “very safe” walking in their neighbourhoods after dark. These findings were gleaned from a city-wide *Winnipeg Free Press/Probe Research Inc.* survey of a random and representative sampling of 602 adults taken between November 29th and December 8th, 2005. Other survey findings show that perceptions of crime in the city vary strongly by neighbourhood, and that men and women have differing perspectives as well.

Most feel safe walking in neighbourhood after dark

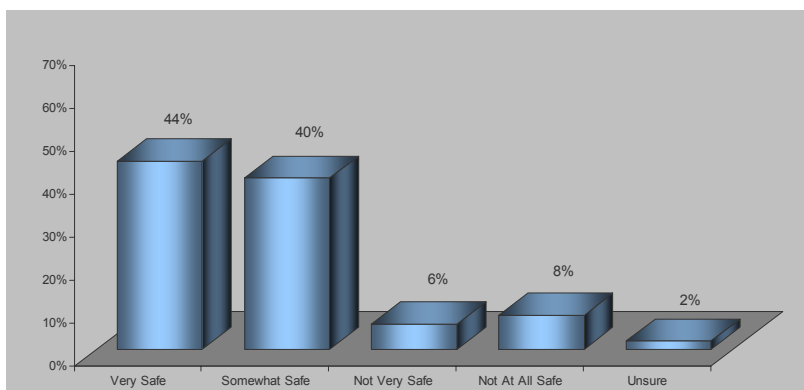
Four in five Winnipeg residents (84%) report that they feel “somewhat” (40%) or “very safe” (44%) walking in their neighbourhoods after dark. The strongest sense of security was evident among residents of the city’s southwest and southeast neighbourhoods, where 53 percent and 52 percent of respondents respectively reported feeling “very safe” after dark. Residents of the city’s northeast (49%) were almost as likely as those in the city’s south to say they feel “very safe” walking in their neighbourhoods after dark.

Core Area residents were the least likely to feel secure walking in their neighbourhood at night, with only 30 percent reporting that they feel “very safe” doing so. This sentiment was shared by 37 percent of respondents in the city’s northwest areas. Men (60%) were also much more likely than women (30%) to feel “very safe” walking in their neighbourhoods at night. (See Table 1)

Figure 1



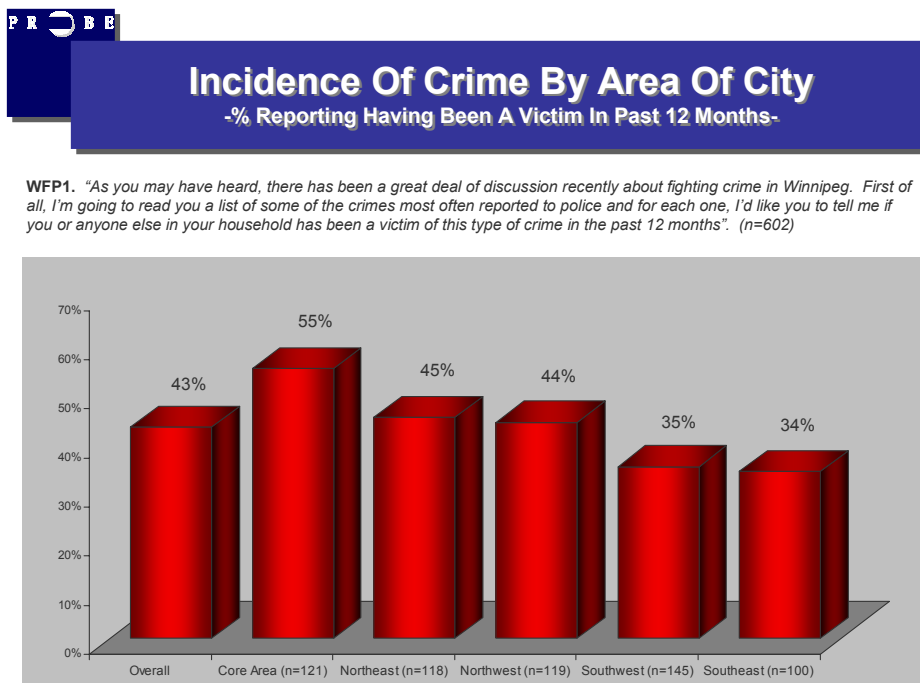
WFP2. “Now I’d like to know how safe you personally feel walking in your neighbourhood after dark. Would you say you feel....?” (n=602)



Four in Ten Have Been Victims of Crime In Past 12 Months

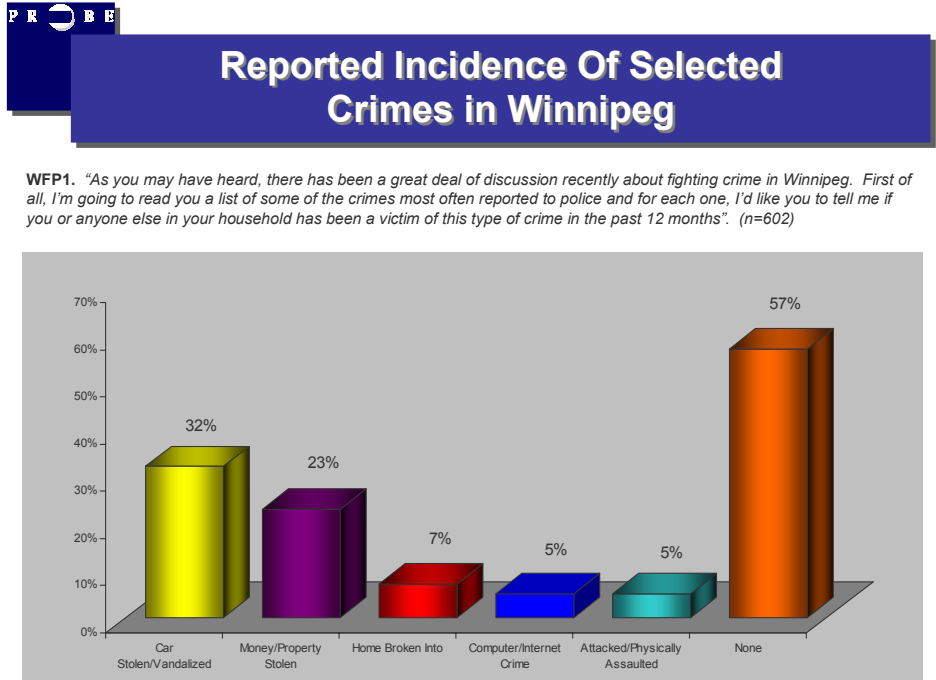
When presented with a list of five common types of crime, more than four in ten citizens (43%) reported that they or someone in their household had been a victim of at least one type of crime in the past 12 months (see Figure 2). Core Area residents were the most likely to have been crime victims in the past 12 months (55%), followed by residents of the city's northeast (45%) and northwest areas (44%). The lowest victimization levels were found in the city's southwest (35%) and southeast neighbourhoods (34%).

Figure 2



The most common crime cited was having a car stolen or vandalized, indicated by nearly one in three Winnipeg households (32%). Many also reported having money or property stolen (23%), while fewer respondents reported being the victim of a home break-in (7%), being attacked or physically assaulted (5%) or being a victim of computer or Internet crime (5%).

Figure 3



Reports of having cars stolen or vandalized were spread fairly evenly throughout the city, as were reports of money/property theft and computer and Internet crime. Home break-ins were markedly more common in the Core Area (15%) than in the rest of the city (ranging from 3% in the southwest to 9% in the northwest). Reports of attacks and physical assaults were noticeably more common in the northern half of the city than in the southern half.

Table 1

Perceptions of Crime in Winnipeg								
	Winnipeg (n=602) %	Northwest (n=119) %	Northeast (n=118) %	Southeast (n=100) %	Southwest (n=145) %	Core (n=121) %	Men (n=288) %	Women (n=314) %
Perceived Safety of Walking in Neighbourhood After Dark								
Very Safe	44	37	49	52	53	30	60	30
Somewhat Safe	40	47	34	36	37	44	37	42
Not Very Safe	6	8	5	6	3	11	1	11
Not At All Safe	8	7	9	3	7	13	2	13
(Unsure)	2	2	2	3	1	2	< 1	3
Victim of at least one crime in past 12 months	43	44	45	34	35	55	42	44
Car Stolen/Vandalized	32	37	33	26	29	35	32	32
Money or property stolen	23	19	27	21	16	31	24	21
Home broken into	7	9	7	4	3	15	6	9
Computer/Internet crime	5	6	3	2	4	8	6	4
Attacked/Assaulted	5	6	7	1	1	7	5	4

For more information on this survey, please contact:

Lloyd Fridfinnson
 Director of Research - Probe Research Inc.
 Suite 206 – 233 Portage Ave.
 Winnipeg, Manitoba - R3B 2A7
 Tel: (204) 926-6565
 Cell: (204) 291-0295
 Fax: (204) 926-6566
 E-mail: lloyd@probe-research.com